



ELEPHANT STRUCTURES

QUALITY, CUSTOMER SERVICE & BEST PRICES!

Free Pricing Estimator Online at: WWW.CARPORT.COM

METAL BUILDING


CALL NOW: (855) 227-7678

Monday - Thursday, 8:30 to 9:00 Eastern, Friday 8:30 to 7:00, and Saturday 10:00 to 3:00.

#31054

COMMERCIAL METAL BUILDING

CALL NOW TO ORDER!



This 40' wide commercial metal building from **Elephant Structures** is perfect for anyone looking for a large-scale storage at a great price. The building has dimensions of 40' wide x 60' long x 14' tall, and is manufactured with commercial-grade galvanized steel framing and heavy duty roof panels. The versatile structure is great for use as a warehouse, retail storefront, rec center, factory or manufacturing center, and much more! All of our durable metal buildings are guaranteed to meet local codes and loadings.

If you are looking for quality storage, this metal building is a great solution at an affordable price. We manufacture buildings up to 60' wide, at any length you need. You can also customize your structure to fit your specific needs. Give us a call today!

GET INSTANT PRICING ONLINE. PRICE MAY VARY BY ZIP CODE

WIDTH	LENGTH	HEIGHT	GARAGE DOOR	WALK-IN DOOR	WINDOWS
40	60	14	0	1	4

ROOF STYLE VERTICAL
 ROOF COLOR BROWN
 METAL TRIM BROWN
 CERTIFICATION YES
 FRAME GAUGE 14 GAUGE
 WALL STYLE CLOSED
 WALL ORIENTATION VERTICAL
 WALL COLOR BEIGE
 END STYLE CLOSED
 END ORIENTATION VERTICAL
 END COLOR BEIGE
 GARAGE DOORS OPTIONAL
 ACCESS DOORS ONE (1) 36" X 80"
 WINDOWS FOUR (4) 30" X 30"

40' WIDE x 60' LONG x 14' TALL

AVAILABLE PAINT COLOR CHOICES NOTE: ACTUAL COLORS MAY VARY



Barn Red



Burgundy



Brown



Forest Green



Beige



Sandstone



Tan



Galvalume



Clay



White



Dark Gray



Light Gray

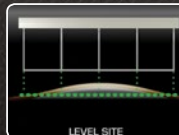


Slate Blue

LAND/CEMENT FOUNDATION MUST BE LEVEL



CONCRETE PAD



LEVEL SITE

- Cement should be 1 ft. shorter than roof length.
- Cement must be level and square from corner to corner.
- Return trip fees will apply if building is not installed.

In order to get the highest quality installation, we ask to have the site prepared and ready to go on the day of installation. There should be no electrical wires less than 15 feet above the peak height and confirm no underground utilities will be impacted by the installation process (must be 4' or more beneath the impacted areas for ground installation). Remember, all of our structures come with free installation and free delivery.


INSTALLATION SURFACES



GRASS



WOODEN
DECKING/DOCKS



GRAVEL



CONCRETE



DIRT

SCAN TO VIEW ONLINE



PRICES VARY ON LOCATION • FREE DELIVERY & FREE INSTALLATION!



SHOP ONLINE WITH INSTANT LOCAL PRICING AT WWW.CARPORT.COM