



ELEPHANT STRUCTURES

QUALITY, CUSTOMER SERVICE & BEST PRICES!

Free Pricing Estimator Online at: WWW.CARPORT.COM

DOUBLE WIDE SHELTER

CALL NOW: (855) 227-7678

#28432

DOUBLE WIDE HORSE SHELTER

Monday - Thursday, 8:30 to 9:00 Eastern, Friday 8:30 to 7:00, and Saturday 10:00 to 3:00.

CALL NOW TO ORDER!



This double wide shelter from **Elephant Structures** is perfect for anyone looking for a top quality structure at a great price. The building measures 20' wide x 24' long x 10' tall and offers 480 square feet of storage space. It is manufactured with a strong 14 gauge galvanized steel frame and 29 gauge roof panels. The boxed eave roof on this shelter looks great and has a strong design that is built to last. You can customize this building for whatever you need. You can even use it as an outdoor horse shelter (pictured).

If you are looking for a double wide shelter at a great price, trust the folks from Elephant Structures! We are one of the oldest and largest metal building suppliers in the nation! Upgraded commercial framing is available. Give us a call today!

GET INSTANT PRICING ONLINE. PRICE MAY VARY BY ZIP CODE

WIDTH	LENGTH	HEIGHT	GARAGE DOOR	WALK-IN DOOR	WINDOWS
20	24	10	1	1	0

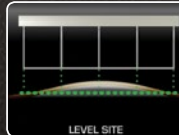
- ROOF STYLE BOXED EAVE
- ROOF COLOR WHITE
- METAL TRIM WHITE
- CERTIFICATION AVAILABLE UPGRADE
- FRAME GAUGE 14 GAUGE
- WALL STYLE CLOSED
- WALL ORIENTATION HORIZONTAL
- WALL COLOR WHITE
- END STYLE CLOSED
- END ORIENTATION HORIZONTAL
- END COLOR WHITE
- GARAGE DOORS 9' X 7'
- ACCESS DOORS 36" X 80"
- WINDOWS OPTIONAL

20' WIDE x 24' LONG x 10' TALL

LAND/CEMENT FOUNDATION MUST BE LEVEL





- Cement should be 1 ft. shorter than roof length.
- Cement must be level and square from corner to corner.
- Return trip fees will apply if building is not installed.



In order to get the highest quality installation, we ask to have the site prepared and ready to go on the day of installation. There should be no electrical wires less than 15 feet above the peak height and confirm no underground utilities will be impacted by the installation process (must be 4' or more beneath the impacted areas for ground installation). Remember, all of our structures come with free installation and free delivery.

INSTALLATION SURFACES



SCAN TO VIEW ONLINE



AVAILABLE PAINT COLOR CHOICES NOTE: ACTUAL COLORS MAY VARY



PRICES VARY ON LOCATION • FREE DELIVERY & FREE INSTALLATION!



SHOP ONLINE WITH INSTANT LOCAL PRICING AT WWW.CARPORT.COM