



# ELEPHANT STRUCTURES

QUALITY, CUSTOMER SERVICE & BEST PRICES!

Free Pricing Estimator Online at: [WWW.CARPORT.COM](http://WWW.CARPORT.COM)

## DOUBLE WIDE CARPORT

**CALL NOW: (855) 227-7678**

Monday - Thursday, 8:30 to 9:00 Eastern, Friday 8:30 to 7:00, and Saturday 10:00 to 3:00.

**#28448**

### DOUBLE WIDE CARPORT SHELTER

**CALL NOW TO ORDER!**



This double wide carport from **Elephant Structures** is perfect for anyone looking for a metal building at a great price. The carport is designed with open sides and ends for easy vehicle and storage access. Building specifications include dimensions of 18' wide x 24' long x 6' tall, a 14 gauge galvanized steel frame, and a regular roof with 29 gauge panels. This versatile structure has 432 square feet of storage space. It is great for vehicle and equipment storage, but can also be used as an auto-repair shelter, workshop area, and more!

If you are looking for a double wide carport at a great price, contact the experts at **Elephant Structures**. We custom manufacture clear span buildings up to 60' wide, at any length you need. Heavy duty commercial framing available. Give us a call today!

GET INSTANT PRICING ONLINE. PRICE MAY VARY BY ZIP CODE

WIDTH	LENGTH	HEIGHT	GARAGE DOOR	WALK-IN DOOR	WINDOWS
<b>18</b>	<b>24</b>	<b>6</b>	<b>0</b>	<b>0</b>	<b>0</b>

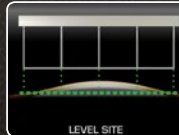
- ROOF STYLE ..... REGULAR
- ROOF COLOR ..... WHITE
- METAL TRIM ..... GREEN
- CERTIFICATION ..... AVAILABLE UPGRADE
- FRAME GAUGE ..... 14 GAUGE
- WALL STYLE ..... OPEN
- WALL ORIENTATION ..... N/A
- WALL COLOR ..... N/A
- END STYLE ..... OPEN
- END ORIENTATION ..... N/A
- END COLOR ..... N/A
- GARAGE DOORS ..... OPTIONAL
- ACCESS DOORS ..... OPTIONAL
- WINDOWS ..... OPTIONAL

**18' WIDE x 24' LONG x 6' TALL**

#### LAND/CEMENT FOUNDATION MUST BE LEVEL





- Cement should be 1 ft. shorter than roof length.
- Cement must be level and square from corner to corner.
- Return trip fees will apply if building is not installed.



In order to get the highest quality installation, we ask to have the site prepared and ready to go on the day of installation. There should be no electrical wires less than 15 feet above the peak height and confirm no underground utilities will be impacted by the installation process (must be 4' or more beneath the impacted areas for ground installation). Remember, all of our structures come with free installation and free delivery.

#### INSTALLATION SURFACES



#### SCAN TO VIEW ONLINE



AVAILABLE PAINT COLOR CHOICES NOTE: ACTUAL COLORS MAY VARY



**PRICES VARY ON LOCATION • FREE DELIVERY & FREE INSTALLATION!**



SHOP ONLINE WITH INSTANT LOCAL PRICING AT [WWW.CARPORT.COM](http://WWW.CARPORT.COM)