



ELEPHANT STRUCTURES

QUALITY, CUSTOMER SERVICE & BEST PRICES!

Free Pricing Estimator Online at: WWW.CARPORT.COM

GARAGE BUILDING


CALL NOW: (855) 227-7678

Monday - Thursday, 8:30 to 9:00 Eastern, Friday 8:30 to 7:00, and Saturday 10:00 to 3:00.

#29066

METAL GARAGE BUILDING

CALL NOW TO ORDER!



This garage building from **Elephant Structures** is perfect for anyone looking for a metal building at a great price. The garage is built with a durable galvanized steel frame and strong 29 gauge roof panels. This fully enclosed building offers 378 square feet of floor space, and has plenty of room for one vehicle and additional equipment. Customize this outstanding garage in any way you need. You can add or remove garage doors, walk-in doors, and windows, adjust dimensions, and even pick your own colors! Upgraded commercial framing and factory certification are also available.

If you are looking for a garage building at a great price, trust the folks from Elephant Structures! We are one of the oldest and largest metal building suppliers in the nation. Give us a call today!

GET INSTANT PRICING ONLINE. PRICE MAY VARY BY ZIP CODE

WIDTH	LENGTH	HEIGHT	GARAGE DOOR	WALK-IN DOOR	WINDOWS
18	21	8	0	0	0

ROOF STYLE REGULAR
 ROOF COLOR RED
 METAL TRIM WHITE
 CERTIFICATION AVAILABLE UPGRADE
 FRAME GAUGE 14 GAUGE
 WALL STYLE CLOSED
 WALL ORIENTATION HORIZONTAL
 WALL COLOR RED
 END STYLE CLOSED
 END ORIENTATION HORIZONTAL
 END COLOR RED
 GARAGE DOORS 6' X 6'
 ACCESS DOORS 32" X 72"
 WINDOWS OPTIONAL

18' WIDE x 21' LONG x 8' TALL

AVAILABLE PAINT COLOR CHOICES NOTE: ACTUAL COLORS MAY VARY



Barn Red



Burgundy



Brown



Forest Green



Beige



Sandstone



Tan



Galvalume



Clay



White



Dark Gray



Light Gray

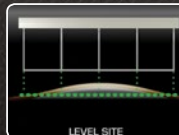


Slate Blue

LAND/CEMENT FOUNDATION MUST BE LEVEL



CONCRETE PAD



LEVEL SITE

- Cement should be 1 ft. shorter than roof length.
- Cement must be level and square from corner to corner.
- Return trip fees will apply if building is not installed.

In order to get the highest quality installation, we ask to have the site prepared and ready to go on the day of installation. There should be no electrical wires less than 15 feet above the peak height and confirm no underground utilities will be impacted by the installation process (must be 4' or more beneath the impacted areas for ground installation). Remember, all of our structures come with free installation and free delivery.


INSTALLATION SURFACES



GRASS



WOODEN
DECKING/DOCKS



GRAVEL



CONCRETE



DIRT

SCAN TO VIEW ONLINE



PRICES VARY ON LOCATION • FREE DELIVERY & FREE INSTALLATION!



SHOP ONLINE WITH INSTANT LOCAL PRICING AT WWW.CARPORT.COM